

AUTOCAR® DC-64R™

Severe-Duty Refuse and Scrap Metal Truck



AUTOCAR® DC-64R™ ROLL-OFF TRUCK

The Legend is reborn! Built with 120 years of Autocar BADASS™

- Built-in the U.S.A. Birmingham, Alabama
- Spacious & functional cab (inside and out)
- Innovative chassis for superior driveability
- Extreme durability for the toughest conditions
- Built for refuse people by refuse people
- Best in class 24/7 Direct Factory Support
- Only Conventional Truck with *Always Up*®
- *Ultimate Power of One*™ factory hoist integration at OEM



DC-64R™ ROLL-OFF UNIQUE ATTRIBUTES

- Industry Specific Advisory Board (pg 4)
- *Ultimate Power of One™* Body Integration (pg 5)
- Cummins® Engine Options on DC-64R™ (pg 6)
- Aftertreatment Efficiency and Service Access (pg 7)
- 7" Driver Information Smart Display (pg 8)
- Best in Class Driver Visibility (pg 9)
- Most Durable Cab Structure (pg 10)
- Industry's Toughest Frame Rails (pg 11)
- Best in Class Routing and Clipping (pg 12)
- Electrical System and Serviceability (pg 13)
- Easy Open Gas-Strut-Assisted Hood (pg 14)
- Easy Steering Effort and Maneuverability (pg 15)



REFUSE SPECIFIC ADVISORY BOARD

Engineered specifically for refuse application, the DC-64R™ received direct input from a list of industry experts to help us design the best tool for the job

- Autocar® DC™ developed from the ground up
- Refuse specific advisory board guided the design
- Over 200+ years of severe-duty truck experience leveraged to perfect the configuration
- Created innovative solutions to solve industry issues not addressed by other suppliers
- Over a 100 improvements that resulted in the best truck design in the industry



UTLIMATE POWER OF ONE™ BODY INTEGRATION

Autocar partners with Galfab to deliver a fully integrated roll-off hoist, direct from the Autocar factory


Integration areas with exclusive partners

- Factory mounted pusher and tag axles
- Pre-engineered body mounting bracketry
- Hydraulic system routing and PTO integrated
- Electrical system harness and controls integration
- Rear cross members with integrated bolt-on designs


Benefits:

- Avoid welding on the frame where possible
- Factory constructed and assembled quality which increases reliability and uptime
- More uptime delivers a lower cost of ownership for the life of the truck
- We provide the fastest order-to-delivery timing for custom-engineered refuse trucks

Integrated




Body Mount and Fender Bracketry



Body Builder Hydraulic and Electrical Routing

Traditional

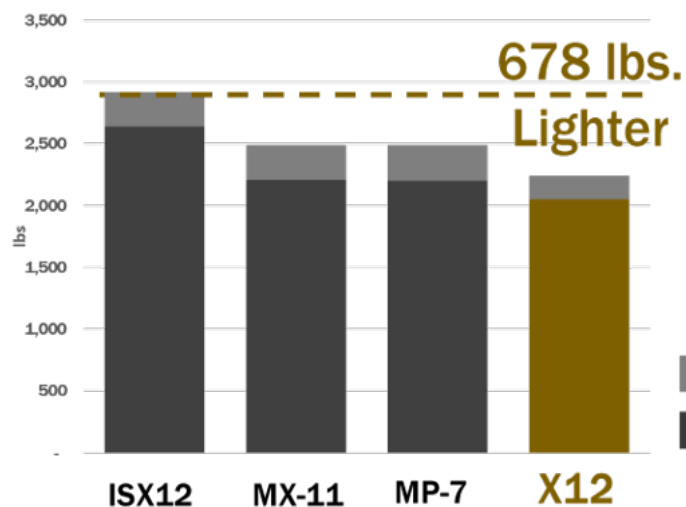


Body Builder Hydraulic and Electrical Routing

CUMMINS® ENGINES OPTIONS ON DC-64R™

Industry's best performance, fuel economy, low operating cost per mile, backed by the best service and parts network

- Exceptional performance with leading power-to-weight ratio, and best low down torque in the industry
- Improved fuel efficiency and extended maintenance intervals provide a low cost of ownership
- Simple to maintain and serviceable modular design with factory-ready connected solutions
- The Single Module™ aftertreatment is more efficient and requires fewer active regens



LIGHTER ENGINE = MORE PROFIT

- More Payload
- Lower Fuel Consumption
- Fewer Fines
- Weight Off Front Axle

■ After-Treatment
■ Dry Engine



X12

Horsepower
350-500

Torque
1250-1700



L9

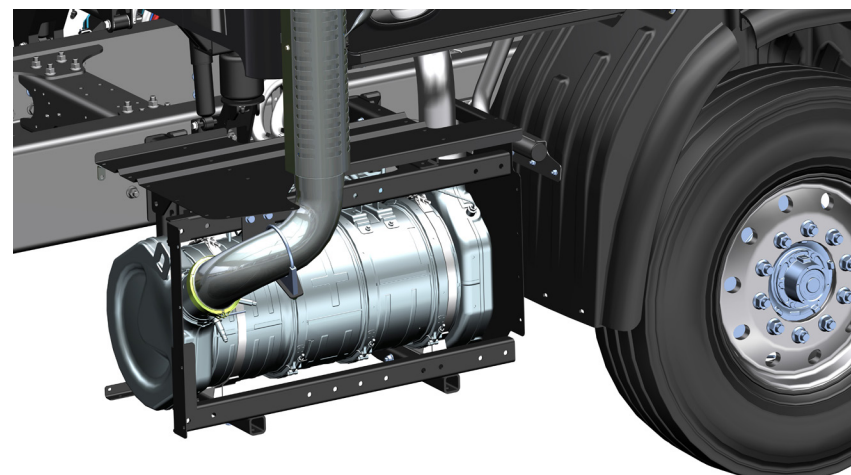
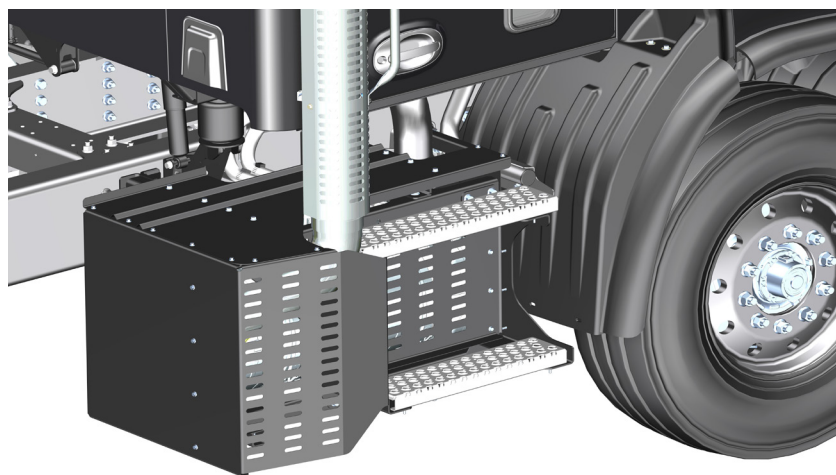
Horsepower
295-430

Torque
1050-1361

AFTERTREATMENT EFFICIENCY AND SERVICE ACCESS

Cummins® Single Module aftertreatment system requires less active regeneration

- The Single Module™ is an ultra-high efficiency aftertreatment system
- Designed to be up to 60% smaller and 40% lighter than preceding aftertreatment system
- When servicing is required, a single cover and fasteners provides easy and quick unobstructed access to the DPF filter for replacement in minutes
- Reduced complexity and eliminates engine coolant lines to and from the injector



7" DRIVER INFORMATION SMART DISPLAY

7-inch Smart Display programmed to minimize driver distraction and help technicians get your truck back on the job faster

For Drivers:

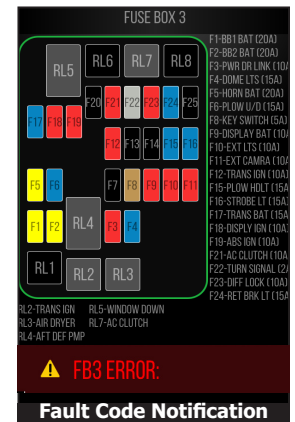

- Light cycle test automates lights as the driver walks around
- Drivers can select a preferred level of information to reduce distractions
- No distraction mode to keep drivers safe and focused on the job
- Actionable messages and warnings only displayed when mission-critical



Autocar Trucks

For Technicians:

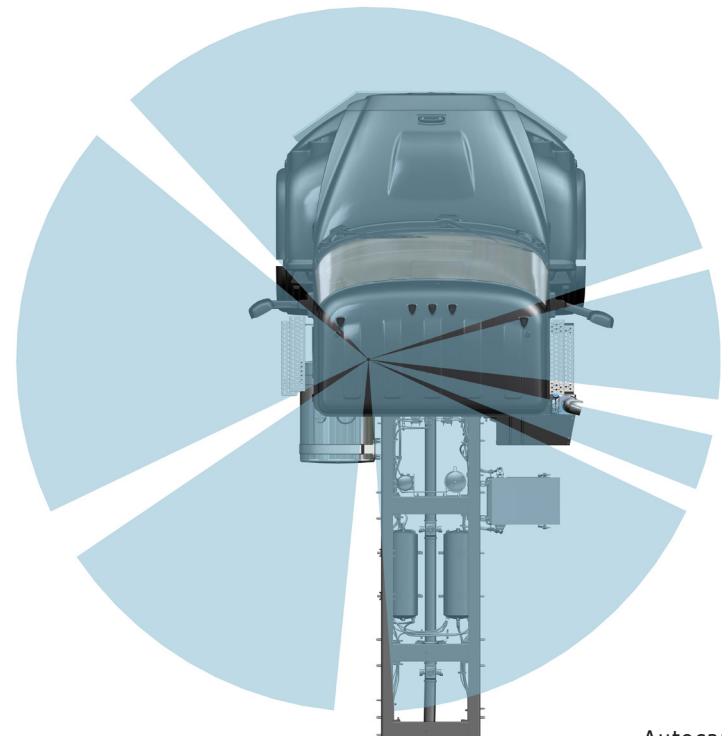
- Provides electrical diagnostic/report of failed fuses or circuits
- Access to service, body builder, and operator manuals on display
- Easy access to wiring schematics and 3D diagrams right on the display
- Autocar app provides direct access to diagnostics from a mobile device



BEST IN CLASS DRIVER VISIBILITY

Autocar has 325-degree all-around visibility with 4,982 in² of viewable glass area, 30% more than industry competition

- Wrap around windshield with tucked in A-pillars maximizes the forward scope of vision for safety
- 32° Windshield rake also widens wiper coverage for increased visual range during severe weather
- The only class 8 vocational truck with rear-corner wrap-around windows to improve the rearward view
- Optional 14" x 7" blind spot window in the passenger door adds visibility, features hinged access for cleaning

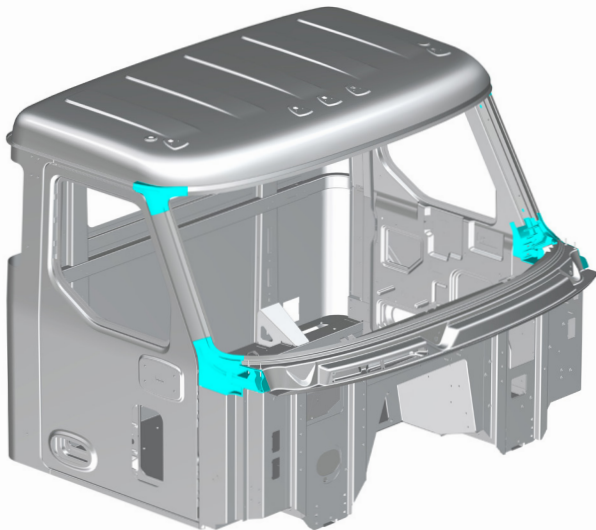


MOST DURABLE CAB STRUCTURE

All welded steel cab construction provides maximum durability for your severe service applications and features solid A-pillar castings, which help protect the driver in roll-over situations

Steel cab construction:

- 200+ years of vocational market experience led to the design of the most durable “severe service cab” on a class 8 vocational truck, shaker tested for 770 hours
- All steel construction with aluminum castings in key areas for strength and weight savings, no composites
- Cab designed for severe-duty, a standard feature in every DC-64R™



Galvanealed steel doors:

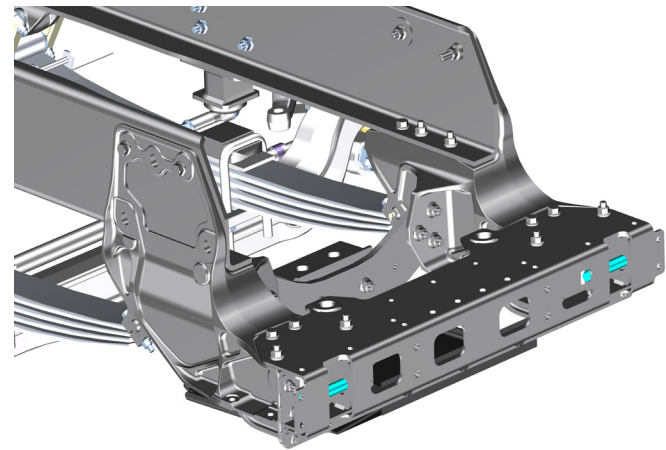

- Door structure and handle requirements built for extreme conditions and can support 450 lbs. of weight
- Door hinges and A-pillar design feature oversized fasteners with piano type hinges engineered to withstand the toughest door opening and slamming situations



INDUSTRY'S TOUGHEST FRAME RAILS

160,000 PSI frame rail material eliminates liners in 90% of refuse truck configurations, reduces weight, eliminates rust and dirt build-up between frame and liners


- Only vocational truck with 160,000 PSI yield strength frame rail material, 24% stronger than industry standard 120,000 PSI
- Front tow pins engineered to handle 80,000 lbs. of capacity for safe towing out of any situation
- 11.25" High strength steel frame rail with RBM = 3.91 lb.in (12.25" section @ 4.4M lb.in)
- Eliminates the need for liners in severe-duty applications (Best in Class)
- At Autocar, severe-duty is standard and not an option



BEST IN CLASS ROUTING AND CLIPPING

Autocar sets the standard for the best in class system, durability, protection, and serviceability

- Battery cables are routed by themselves to avoid rubbing, easy to inspect
- Improved routing away from the bottom frame flange to prevent dirt build-up
- Use of water sealed connectors everywhere, even inside the cab, to keep water and dirt out
- All electrical harnesses are routed away from fuel lines to reduce the likelihood of a thermal event
- Hellerman Titan clamping system supports the harness every 12" to prevent rubbing and chafing



ELECTRICAL SYSTEM AND SERVICEABILITY

70% of truck down situations are typically electrical failures; this drove us to develop an intelligent electrical system that notifies the driver or technician of faults, provides a marked schematic for easy diagnostics and quick repairs

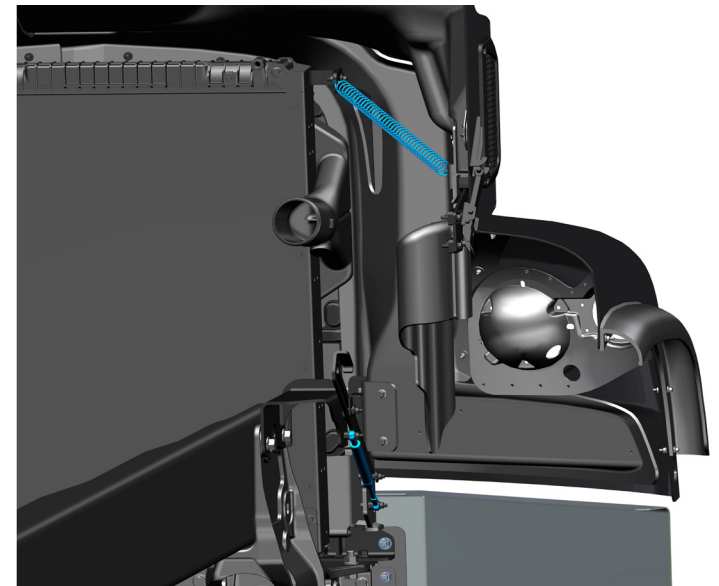
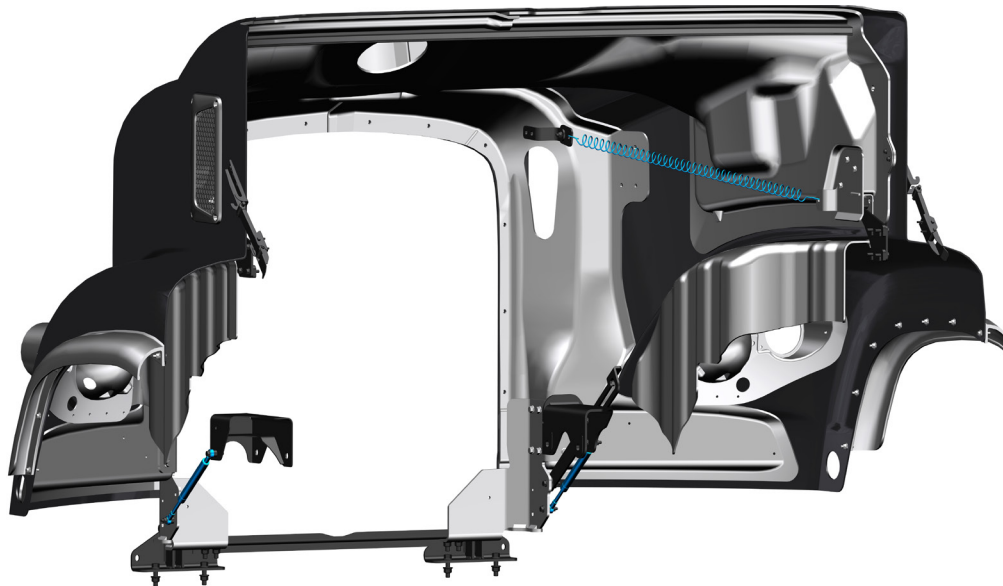
- Smart fuse boxes with easy fuse diagnostics, fault finding, and replacement incorporated into a 7-inch display
- Information sent through Telematics System
- Quickly diagnose 'on-road' breakdowns by our Solutions Team
- Eliminate towing, technician road calls, down vehicles, and more
- All ECU's are mounted inside the cab to avoid exposure to outside elements
- "Breathable" harness coverings offer better protection from water, dirt, and chemicals; no split loom used
- Installation of body builder harnesses, air, and oil lines during production allows for quicker body installation at Body



EASY OPEN GAS-STRUT-ASSISTED HOOD

Gas-strut-assisted hood requires less than 10 lbs. pull force to open, tilt, or close, and reduces the risk of slipping or other related injuries


- It takes one hand to open the hood with the assistance of our coil springs and gas struts
- Built-in safety latch keeps hood secure while servicing the engine
- No more putting a foot on the bumper and risking slipping



EASY STEERING EFFORT AND MANEUVERABILITY

Dual Sheppard M100 steering gears rated for 28K front GAWR are standard, so drivers enjoy noticeably lower steering effort, route fatigue, and a tighter turning radius

- Every DC-64R™ gets dual M100 steering gears as standard equipment for lowest steering effort
- 112" BBC and up to 50° wheel cut provides a tighter turning radius
- Better turning radius reduces cycle time and increases job site safety





Discover more at [AutocarTruck.com/DC](https://www.AutocarTruck.com/DC) or call 833-857-0200